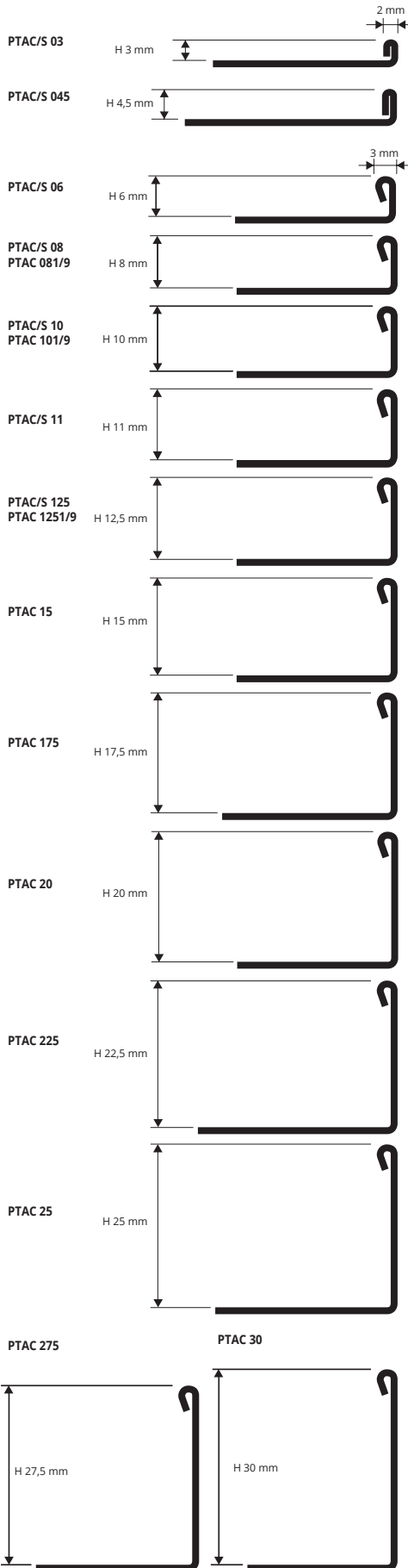


PROTERMINAL

POLISHED AND SATIN FINISH
STAINLESS STEEL AISI 304/1.4301-V2A

PROTERMINAL is a professional edging profile used mainly to join similar or different floor materials (e.g. tiles/ tiles - parquet/parquet/marble/laminates/carpeting /linoleum, etc.) of differing thickness.

PROTERMINAL in stainless steel is also used to protect steps and decking, as a floor edging profile and skirting covering. Match with PROLISTEL strips in stainless steel AISI 304/1.4301-V2A with polished or satin finish and in aluminium with anodized or polished chrome finish.



POLISHED STAINLESS ST. AISI 304/1.4301-V2A with protective film
bar length 2,7 lm - pack. 40 Pcs - 108 lm - 10/10 mm
(H 15 to H 30 mm - pack. 20 Pcs - 54 lm)

Article	H mm		
PTAC 03	3		
PTAC 045	4,5		
PTAC 06	6		
PTAC 08	8		
PTAC 10	10		
PTAC 11	11		
PTAC 125	12,5		
PTAC 15	15		
PTAC 175	17,5		
PTAC 20	20		
PTAC 225	22,5		
PTAC 25	25		
PTAC 275	27,5		
PTAC 30	30		

POLISHED STAINLESS ST. AISI 304/1.4301-V2A with protective film
bar length 1 lm - pack. 40 Pcs - 40 lm - 10/10 mm

Article	H mm		
PTAC 081	8	/	*
PTAC 101	10	/	*
PTAC 1251	12,5	/	*

POLISHED STAINLESS ST. AISI 304/1.4301-V2A with protective film
bar length 0,9 lm - pack. 40 Pcs - 36 lm - 10/10 mm

Article	H mm		
PTAC 089	8	/	*
PTAC 109	10	/	*
PTAC 1259	12,5	/	*



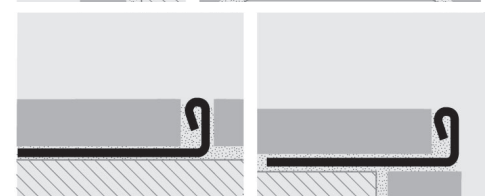
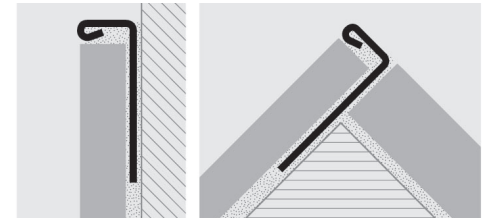
SATIN FINISH STAINLESS ST. AISI 304/1.4301-V2A with protective film
bar length 2,7 lm - pack. 40 Pcs - 108 lm - 10/10 mm
(H 15 to H 30 mm - pack. 20 Pcs - 54 lm)

Article	H mm		
PTACS 03	3		
PTACS 045	4,5		
PTACS 06	6		
PTACS 08	8		
PTACS 10	10		
PTACS 11	11		
PTACS 125	12,5		
PTACS 15	15		
PTACS 20	20		

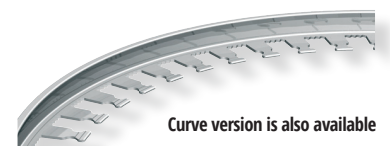
COLOURS



EXAMPLES AND INSTRUCTIONS FOR LAYING METHODS



1. Choose the PROTERMINAL with the same height as the thickness of the covering. 2. Apply the adhesive onto the area of application of the profile. 3. Lay and align the profile pressing the perforated flange into the adhesive. 4. Lay the tiles, aligning them so that the top edge of the profile is "flush" with the tile. 5. Use the adhesive to seal any empty interstices.



Curve version is also available

SUITABLE FOR USE IN CONTACT WITH FOODSTUFFS.

* = Production on demand with minimum quantity of 100 pcs. Production delay 4/5 weeks. Price to be agreed